

Going Global: Food Safety in the 21st Century

Caroline Smith DeWaal
Director of Food Safety
Center for Science in the Public Interest

*National Restaurant Association Meeting,
Atlanta, GA
October 24, 2008*

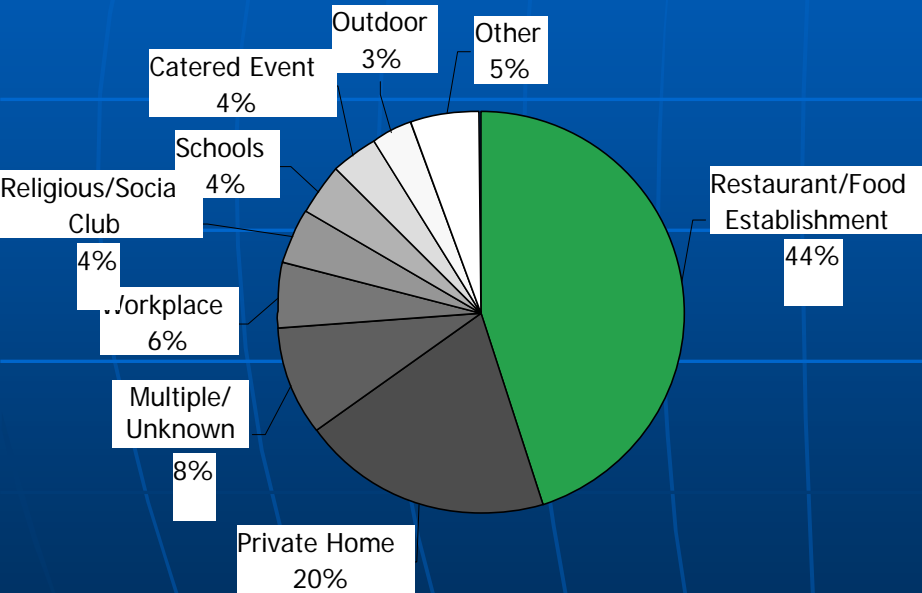


Consumers and Restaurants: Why Food Safety Matters

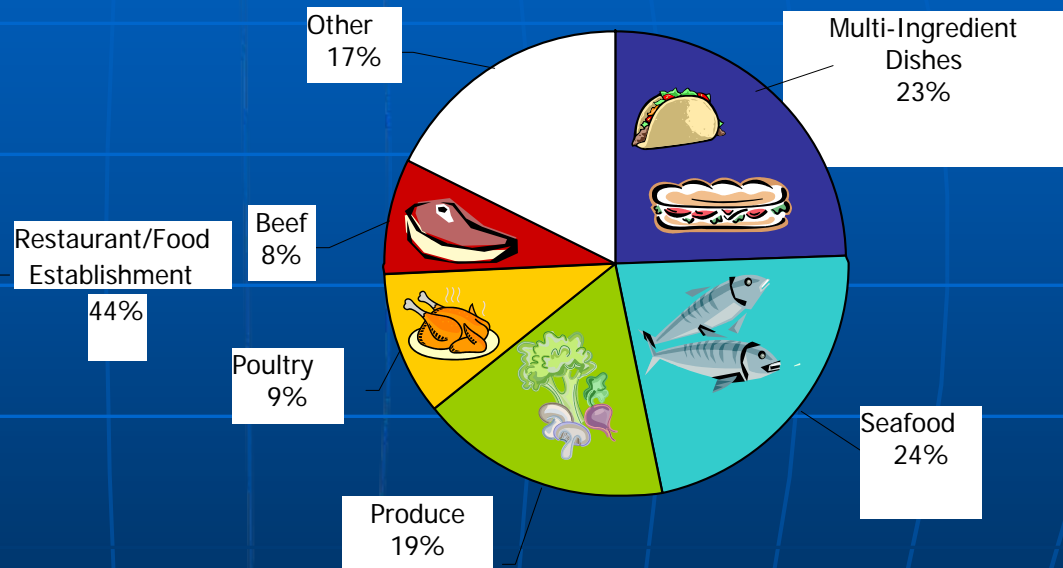
- Americans spend $\frac{1}{2}$ of food dollars on restaurant food
- Eating out an average of 5 times per week
- Industry represents 4 percent of U.S. gross domestic product
- Annual sales over \$500 billion in 2007

Restaurant Outbreak Data

Locations of Foodborne Illness Outbreaks

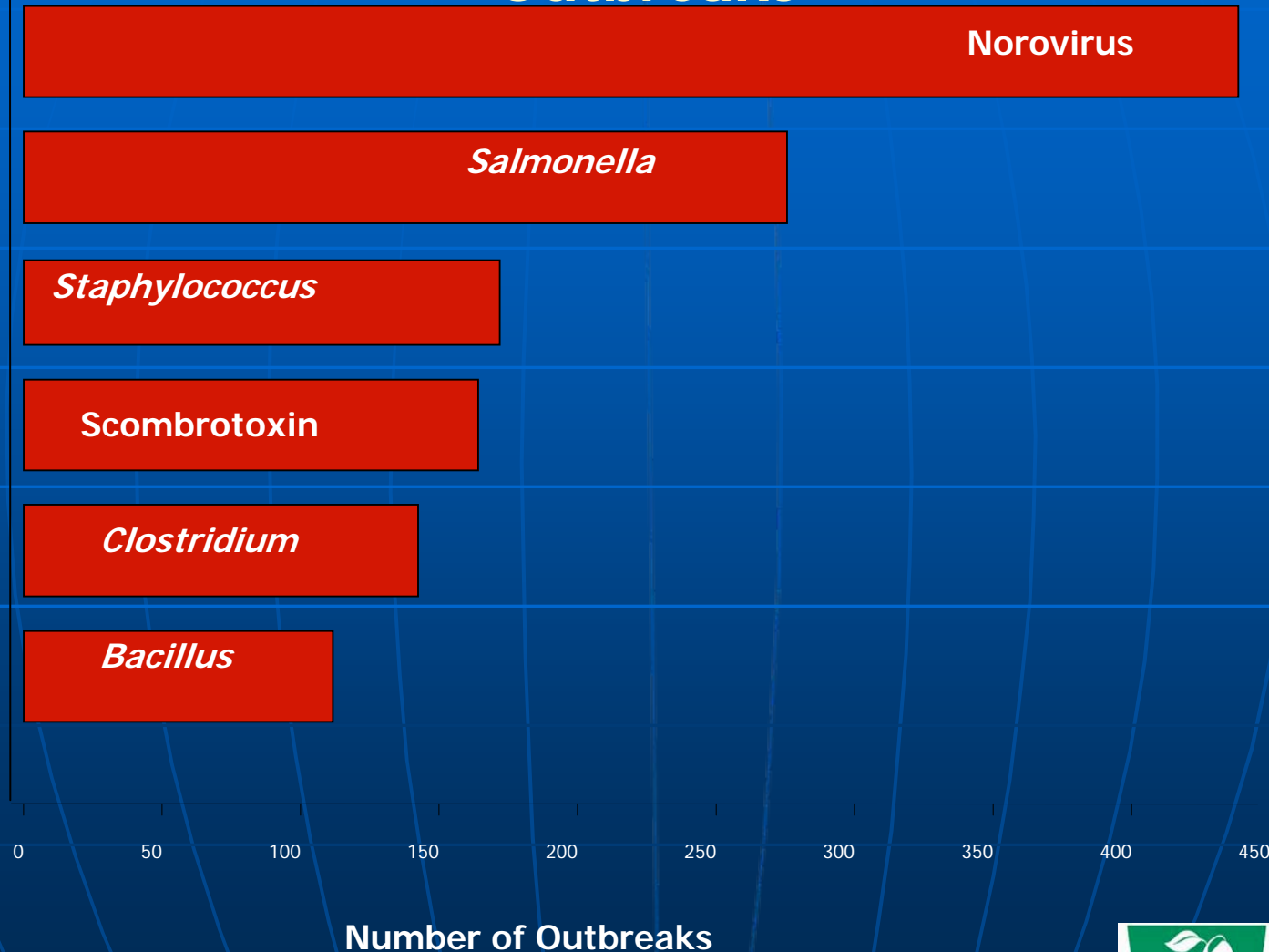


Types of Food in Restaurant Outbreaks



Source: Outbreak Alert! 2008. Center for Science in the Public Interest. Washington, DC.

Pathogens Linked to Restaurant Outbreaks



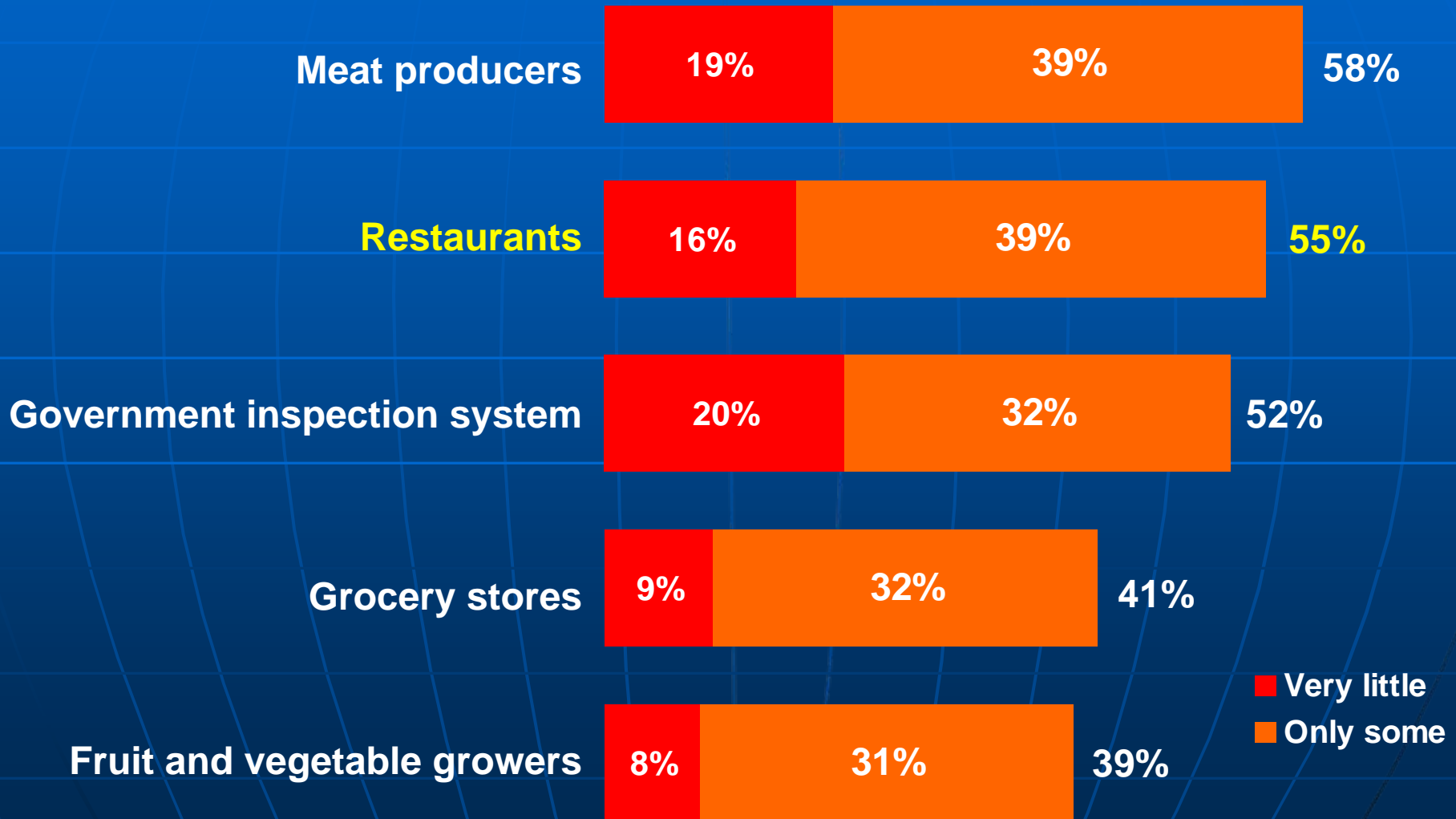
Number of Outbreaks

Source: Outbreak Alert! 2008. Center for Science in the Public Interest. Washington, DC.



Americans' Lack of Confidence in Groups Involved in Keeping Food Safe

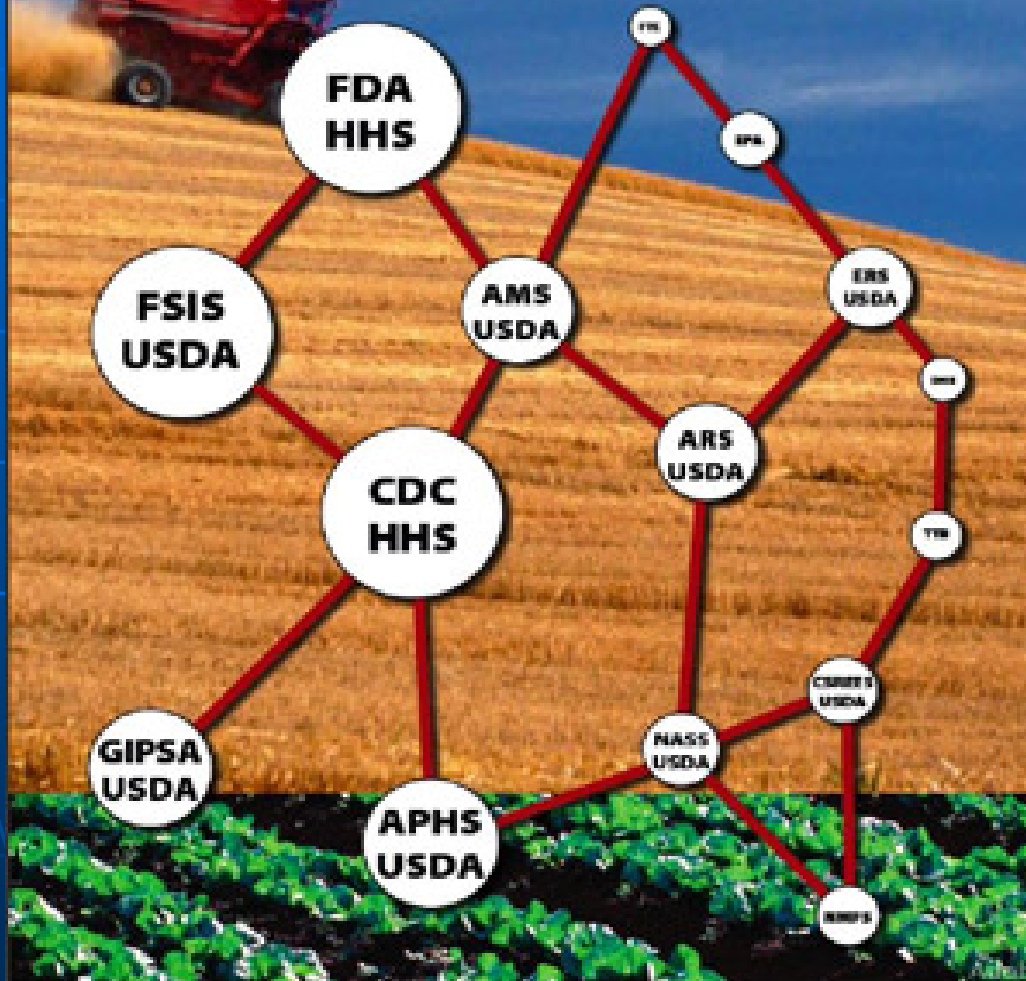
% saying have very little/only some confidence in each to keep food safe



Imports to US

- Each American eats 260 lbs of imported food yearly (13% of diet)
- Agricultural and seafood imports from all countries have increased by 50% within past decade
 - Imports from China increased 350% within past decade
 - 80% of seafood is imported
 - 20% of fresh produce is imported

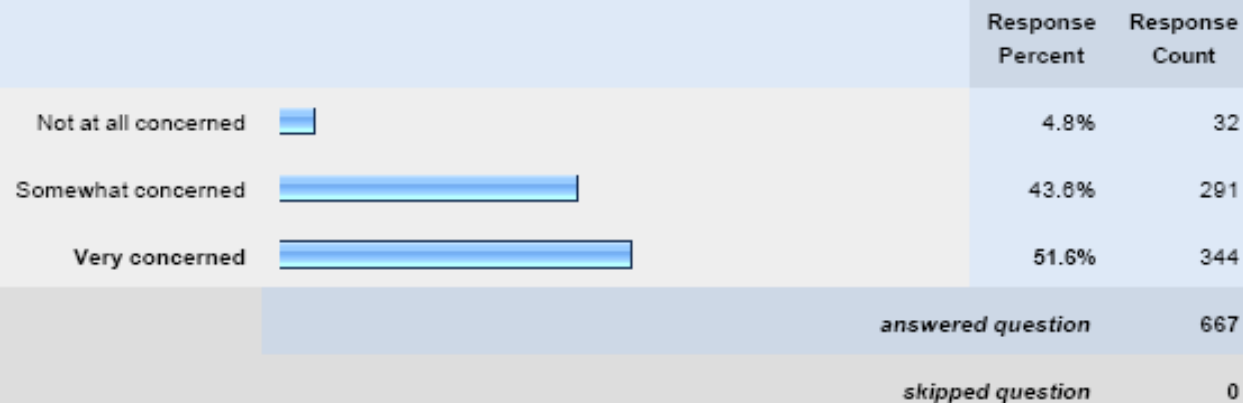
America's Federal Food Safety System



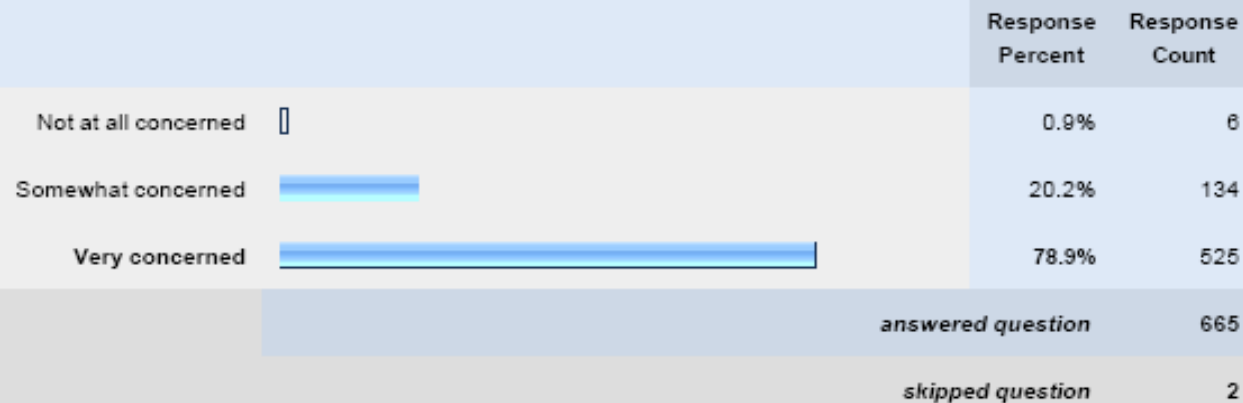
Consumer concerns about imported foods

CSPI Survey Results

1. Overall, how concerned are you with the safety of domestically produced foods?



2. Overall, how concerned are you with the safety of imported foods?



Countries: Levels of Concern

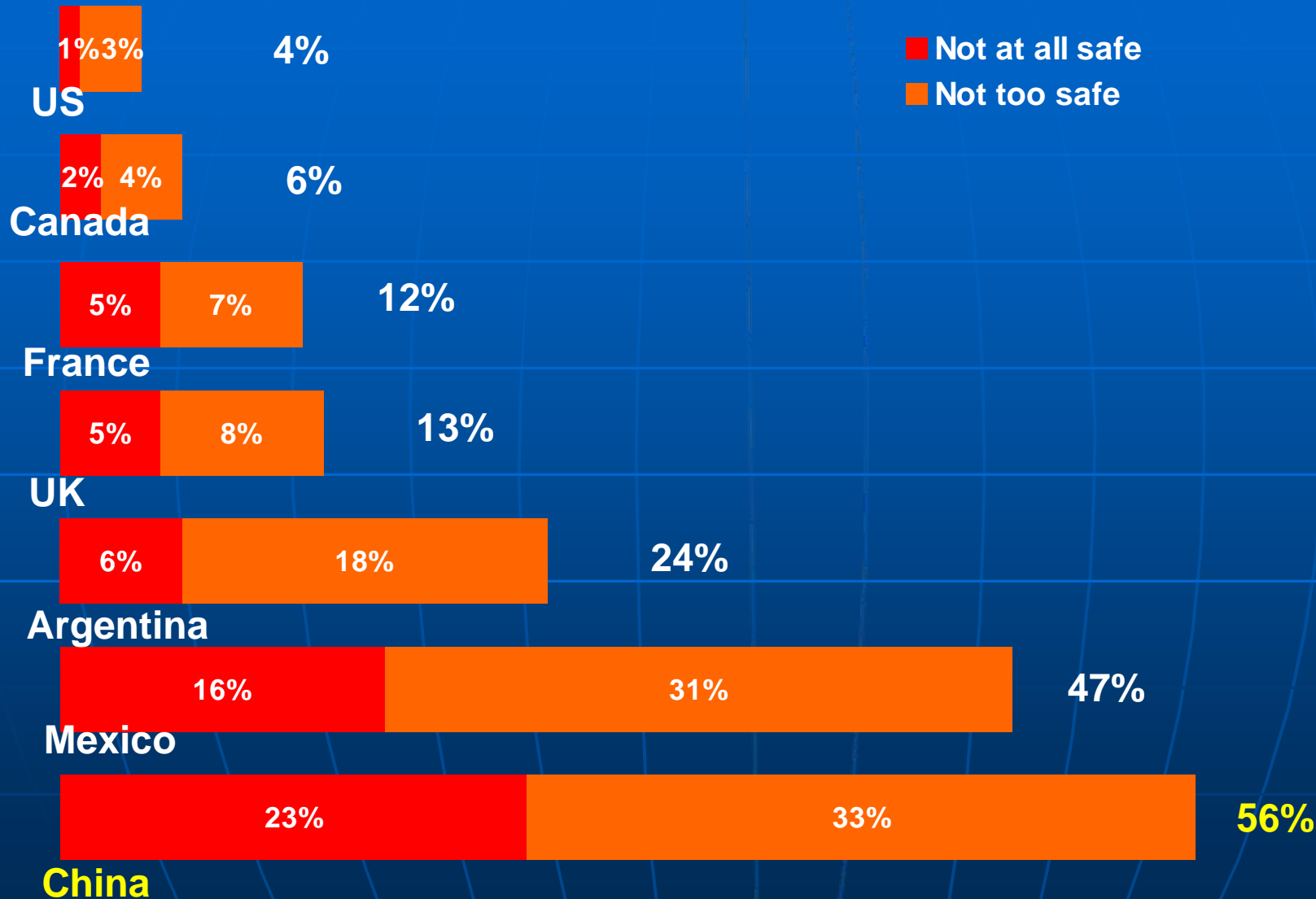
CSPI Survey Results

5. Please rate the following COUNTRIES in order from GREATEST concern to LEAST concern (#1 being the greatest concern):

	1 (Greatest)	2	3	4	5 (Least)	Rating Average	Response Count
China	75.8% (460)	23.1% (140)	0.7% (4)	0.2% (1)	0.3% (2)	1.26	607
Mexico	25.2% (150)	72.1% (430)	1.7% (10)	0.8% (5)	0.2% (1)	1.79	596
Canada	0.5% (3)	1.2% (7)	22.4% (128)	19.1% (109)	56.7% (324)	4.30	571
Australia	0.2% (1)	0.9% (5)	32.8% (188)	52.9% (303)	13.3% (76)	3.78	573
European Union	0.2% (1)	1.9% (11)	42.0% (245)	27.2% (159)	28.8% (168)	3.83	584
<i>answered question</i>							616
<i>skipped question</i>							51

Are Foods Produced in Different Countries Unsafe?

% saying food produced in each country is not at all/not too safe





Traceability & COOL

- CSPI Survey of over 600 consumers shows 93% “very supportive” of Country of Origin Labeling (COOL)
- 80% also support more detailed labeling that would show region, county, state, and farm of origin
- CSPI has called on agencies to institute comprehensive traceback, using many of the methods already in use in the marketplace

Import Systems Outside the U.S.

- GAO Report (2008): European Union and Canada
 - Farm-to-table oversight
 - Producer responsibility
 - Separate risk assessment and risk management
 - Risk-based inspection systems
 - Certain food imports must meet equivalent safety standards
 - Traceback procedures
 - Cooperation between government veterinarians and public health officials
 - Mandatory recall

Questions?

Contact Information:

Caroline Smith DeWaal

Food Safety Director

CSPI

csmithdewaal@cspinet.org

(202) 777-8366

